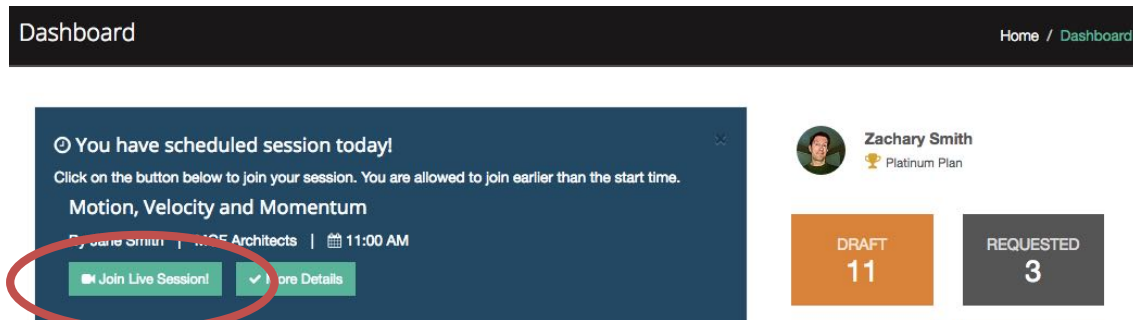
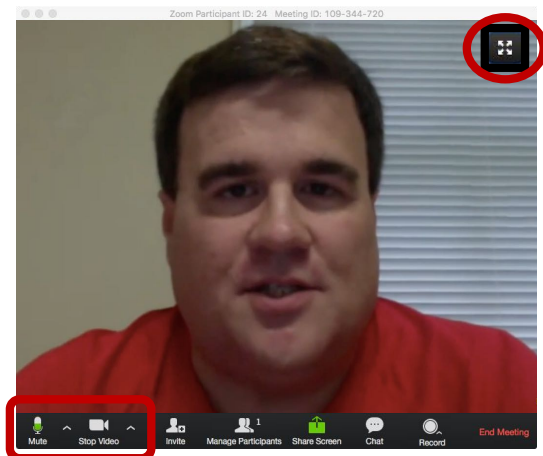


Educator - Tip Sheet for Day of Session

On the day of the session, log into <http://nepris.com>. At the top of your dashboard, you will see the sessions you have scheduled for today. You will see a quick **Join Live Session** button here as well as in the Session Details.



Feel free to get started if you are both online. You do not need a Nepris representative to begin interacting!



Expand screen

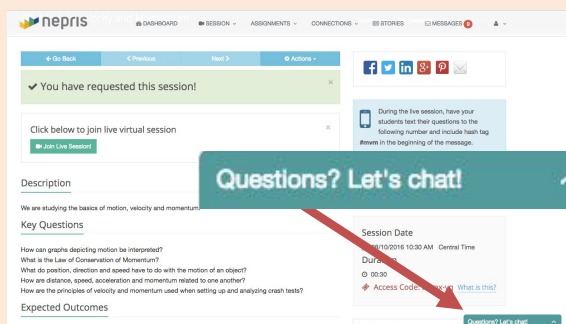
Make sure the video window is full screen to maximize its size for your students. Press ESC to take out of full screen mode and access the rest of your computer.

Privacy

When you mouse over the video screen, you will see menus across the bottom. You can turn off your microphone and/or turn off your video by toggling these icons.

Is part of the screen cut off?

When the professional shares their screen, you may not see all of his or her screen (or in some cases, it may be smaller than your screen). If you want his or her screen to be the same size as yours so students can see everything, choose the **Option** at the top and then **Fit to Window**.



Need Help?

Did someone not show up? Microphone not working? You need a Nepris team member to help with session?

In the bottom right corner of every web page will be a **Contact Us!** or **Questions? Let's chat!**

If you have joined a session and need help, then this is your one click way to get a hold of someone at Nepris as soon as possible. If needed, we can jump into your session to solve the issue.